

Games at FMJD website

FMJD tournaments website

On the main page you can find an icon and go to the list of tournaments:

After choosing the tournament, you can see games if any games are entered!):

Pairing of the round:

The tournament for prizes from the founder of Israel Draughts Federation

Netanya / Israel 2018-10-14/2018-10-19
Classic, FMJD on Truncated Solkoff, 1h 20' + 1' move
Arbiter: Michael Shabshai

Pairing - round 8
Start: 2018-10-18 at 16:00

Show all games from the round

[Show all games]

| Board | S.No. | White | Result | S.No. | Black |
|-------|--------|----------------------|--------|---------|-----------------------|
| 1 | 4 [10] | AMRILLAEV, Murodullo | 1 : 1 | 12 [10] | SHAUS, Jakov |
| 2 | 2 [9] | GETMANSKI, Alexander | 1 : 1 | 1 [10] | VALNERIS, Guntis |
| 3 | 9 [9] | GOLUBEVA, Zoja | 0 : 2 | 3 [9] | VIRNY, Vadim |
| 4 | 5 [9] | KROESBERGEN, Michael | 1 : 1 | 6 [9] | KIRZNER, Igor |
| 5 | 10 [9] | VERKHOVYKH, Olga | 1 : 1 | 8 [9] | VERKHOVYKH, Alexander |
| 6 | 1 [9] | NOGOVITSYNA, Matrena | 1 : 1 | 11 [9] | NOGOVITSYNA, Matrena |
| 7 | 18 [9] | TRUKUZHINA, Tamara | 1 : 1 | 17 [8] | IDRISOVA, Aygul |
| 8 | 13 [8] | SLOBODSKOI, Lev | 1 : 1 | 16 [8] | TATARENKO, Anatoli |
| 9 | 20 [8] | MILSHINA, Elena | 1 : 1 | 28 [8] | VYDZERKA, Heorhi |

Click on the result to see

Player card




| | | | |
|--------------|--------------|---------|-------------------------|
| SNo | 3 | FMJD ID | 10015 |
| Name | VIRNY, Vadim | Fed. | GER |
| Birth year | 1965 | Sex | M. |
| FMJD Rating | 2362 | Title | GMI |
| FMJD BR Rat. | 2423 | | [GAMES] |

| Rnd. | C | Score | S.No | FMJD ID | Title | Name | FMJD | Sex | Fed. | Total |
|------|-----|-------|------|---------|-------|--------------------------------------|--------|-----|------|-------|
| 1 | (W) | 2 | 24 | 10226 | MIF | ADLYTE, Laima | A 2093 | F | LTU | 7 |
| 2 | (B) | 2 | 15 | 10496 | | VAN Den Berg, Arjan | A 2181 | M | ISR | 11 |
| 3 | (W) | 1 | 4 | 10304 | GMI | AMRILLAEV, Murodullo | A 2339 | M | RUS | 12 |
| 4 | (B) | 1 | 12 | 10371 | MF | SHAUS, Jakov | A 2216 | M | ISR | 11 |

Click here to see all the games of this player

Viewing the games

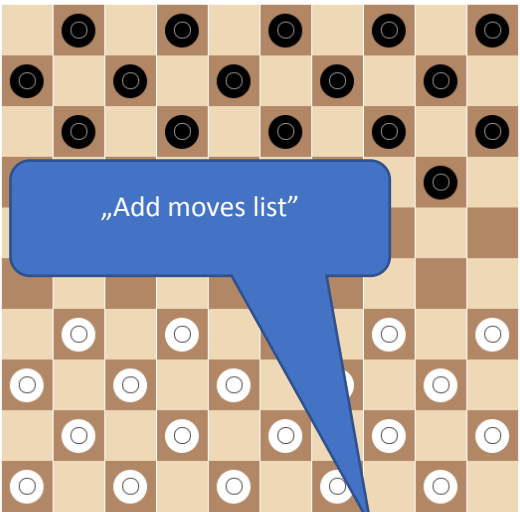
Bottoms are intuitive. Please note that some features depend on the set up (wish of organiser/referee) done in DrA (menu: "Internet -> Open online management window"). Below You can see which option must be enable:




VERKHOVYKH, Alexan..

MI 2236 RUS

0



⚙️
⏮
⏪
⏩
⏭
📄



VIRNY, Vadim

GMI 2362 GER

2

Moves 68

Comments

| # | wh | black |
|----|-------|-------|
| 1 | | 10-23 |
| 2 | | |
| 3 | 40-35 | 14-20 |
| 4 | 38-33 | 10-14 |
| 5 | 44-40 | 5-10 |
| 6 | | |
| 7 | | |
| 8 | 32-28 | |
| 9 | 37x28 | |
| 10 | 31-26 | 20-24 |
| 11 | 30x19 | 14x32 |

Result 2:0

„Add moves list”

„Add comments tab”

„Add copy PDN to clipboard buton”

Games at FMJD server

Page 2/7

If you want to comment the games

On the screen with the game you can see notation and a window for comments with the possibility of entering diagrams, variants, verbal comments etc...

If you would like to join as an active spectator, just create your own login (self-service) on the tournament website:



Can I enter games?

Can I enter games?

You are welcome to! You just need to ask for that (once!). Create your own login and request for this extra feature via email: ratings@fmjd.org After that you can enter games (using mouse). Just click on the result on the round pairing then, as a first step make it available:

The screenshot shows a draughts game interface. At the top left, the player 'KIRZNER, Igor' (GMI 2269 UKR) is shown with a green '1' next to his name. Below this is a draughts board. A context menu is open over the board, with the 'Enable moves edit' option checked. Below the board are control buttons: a settings gear, a red 'X' button, and navigation arrows. At the bottom left, the player 'VALNERIS, Guntis' (GMI 2379 LAT) is shown with a green '1' next to his name. On the right side, there is a 'Moves' and 'Comments' section. The 'Moves' section shows a table with columns for '#', 'white', and 'black'. The first move is listed as '1' with a green '31-26' next to it. Below the moves section, the 'Result' is shown as '1:1'. Two blue callout boxes provide instructions: one points to the 'Enable moves edit' option with the text 'Enable it by clicking this option', and another points to the 'X' button with the text 'Do not forget to SAVE your move. Only after clicking this button game is sent to server for the viewers.'

From that moment only you, and the system supervisors, can edit the game now or later.

You can also enter the game while it is still playing(!).

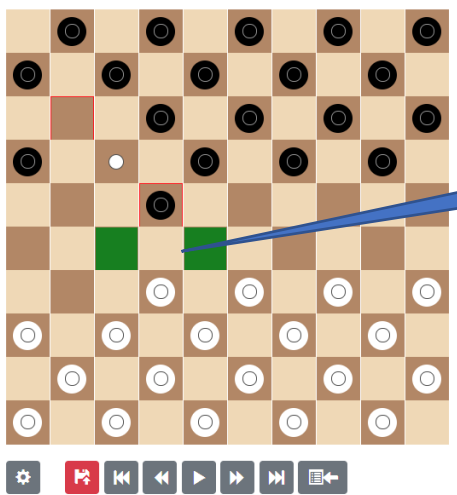
Pairing - round 10

Games completed 0 / remaining 21 [Show all]

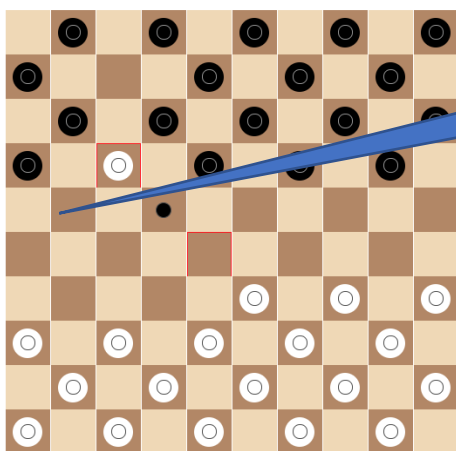
| Board | S.No. | White | Result | S.No. | Black |
|-------|--------|----------------------|--------|---------|----------------------|
| 1 | 5 [12] | KROESBERGEN, Michiel | : | 3 [13] | VIRNY, Vadim |
| 2 | 1 [12] | VALNERIS, Guntis | : | 11 [11] | NOGOVITSYNA, Matrena |
| 3 | 4 [12] | AMRILLAEV, Murodullo | : | 15 [11] | VAN Den Berg, Arjan |
| 4 | 6 [11] | KIRZNER, Igor | : | 2 [11] | GETMANSKI, Alexander |

Click to open the window with the game

Entering moves is possible only using the mouse. Click the pawn and its destination field:



After clicking on "32" system shows two possible destinations. Just click one of it.



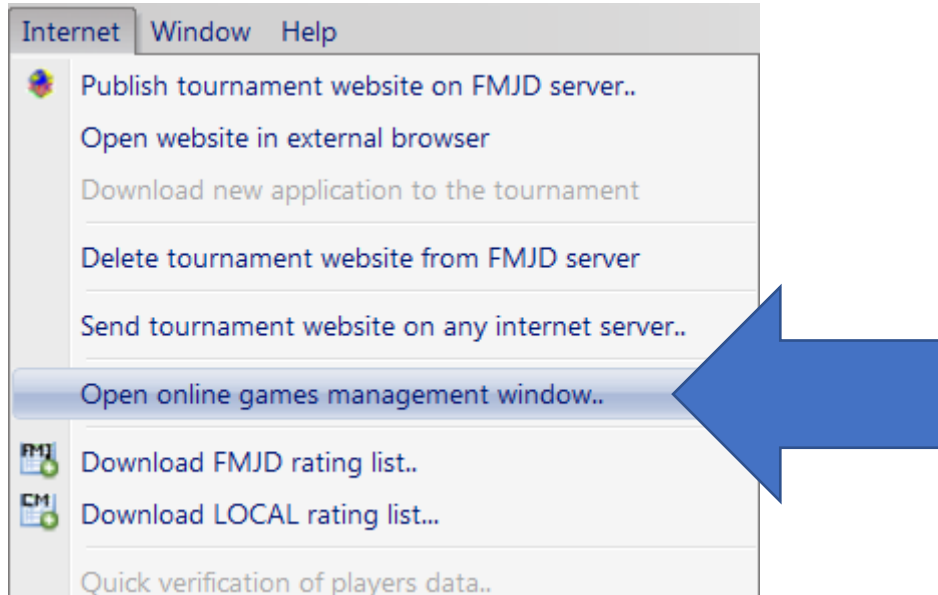
Whether you click ONCE on 11 or 22 system will make a move 11x22. Accordingly 12 and 21 and 12x21.

How to use new features for my tournament?

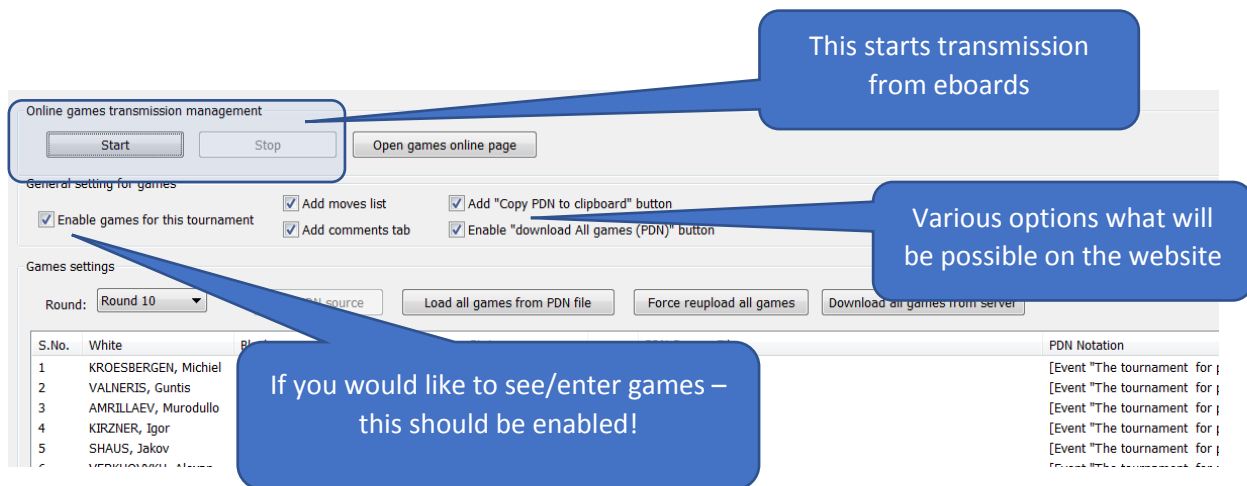
You need to be user of version **5.07** of DrA minimum. Only the tournament uploaded to the FMJD server gets all these features.

Everything is under control of the referee/organiser who is uploading the tournament from DrA.

Go to the new option in the menu:



A new window will be shown:

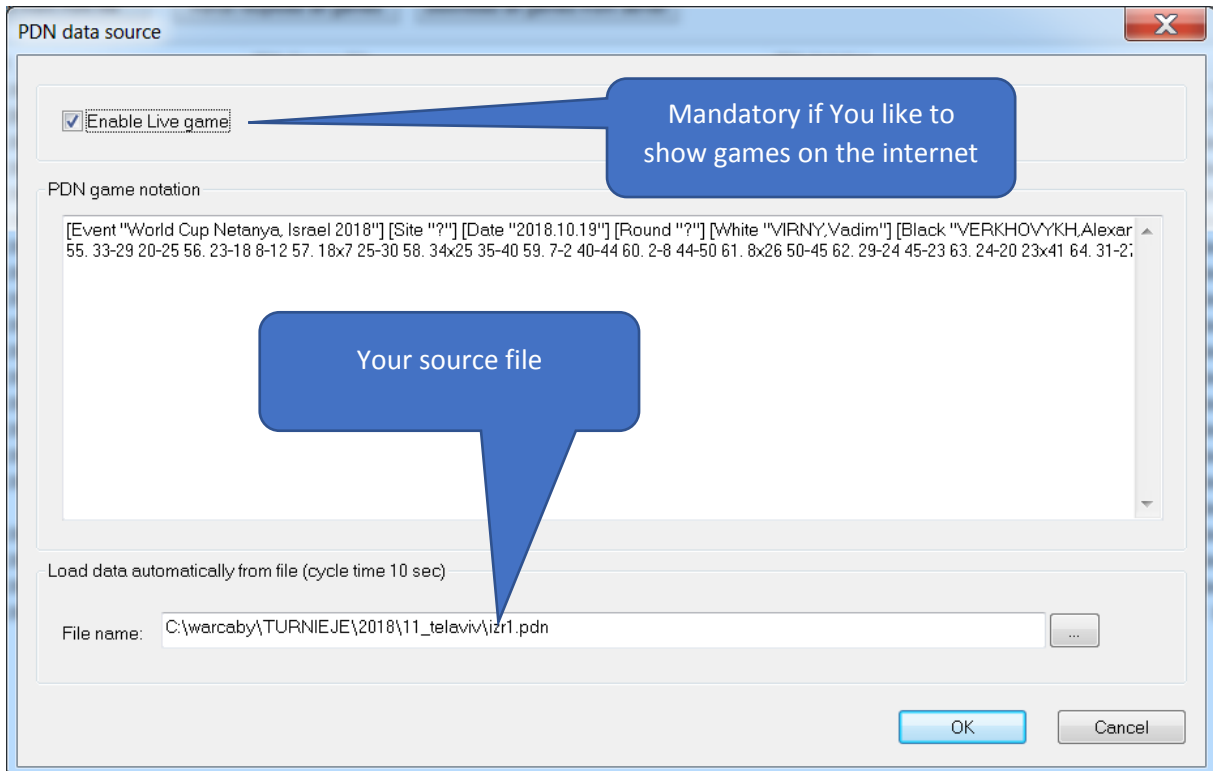


Just clicking “enable games for the tournament” ONCE – you and any other person with access can enter games at the competitions website.

What about eboards?

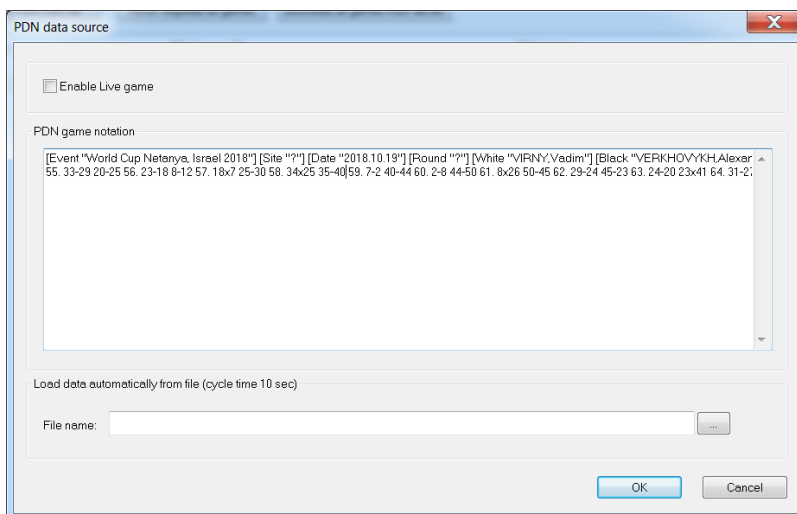
DTG eboards are using software which create “PDN” files. The only thing we need to do – connect the game with the specific PDN.

Just double click on the game (window from previous point) and show data source:



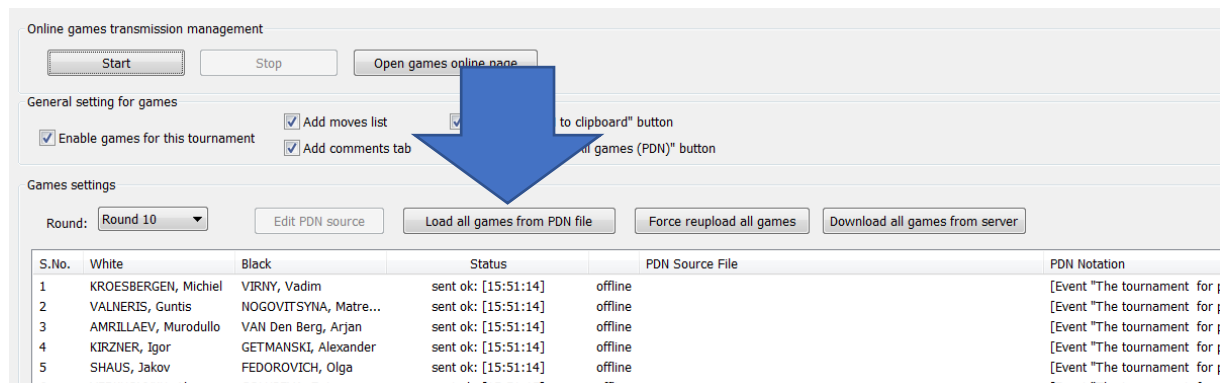
Each eBoard has a specific number. Using that fact, for your comfort, system can connect the same table with eBoard/file used for that table in the previous round. Just use the button (active from round 2) “connect with same eboards”.

For any unexpected cases you can also simply copy PDN file into this window:



May I use games from other software to show with my event?

Yes, of course. Just make a text file in PDN format then go to menu “Internet -> Open on-line games...” and simply load the games from Your file:



The screenshot shows the 'Online games transmission management' interface. It features a 'Start' button, a 'Stop' button, and an 'Open games online page' button. Below these are 'General setting for games' options: 'Enable games for this tournament' (checked), 'Add moves list' (checked), 'Add comments tab' (checked), and 'Add games (PDN) button' (checked). The 'Games settings' section includes a 'Round' dropdown set to 'Round 10', and buttons for 'Edit PDN source', 'Load all games from PDN file', 'Force reupload all games', and 'Download all games from server'. A table below lists game details:

| S.No. | White | Black | Status | PDN Source File | PDN Notation |
|-------|----------------------|-----------------------|---------------------|-----------------|------------------------------|
| 1 | KROESBERGEN, Michiel | VIRNY, Vadim | sent ok: [15:51:14] | offline | [Event "The tournament for] |
| 2 | VALNERIS, Guntis | NOGOVITSYNA, Matre... | sent ok: [15:51:14] | offline | [Event "The tournament for] |
| 3 | AMRILLAEV, Murodullo | VAN Den Berg, Arjan | sent ok: [15:51:14] | offline | [Event "The tournament for] |
| 4 | KIRZNER, Igor | GETMANSKI, Alexander | sent ok: [15:51:14] | offline | [Event "The tournament for] |
| 5 | SHAUS, Jakov | FEDOROVICH, Olga | sent ok: [15:51:14] | offline | [Event "The tournament for] |

Pay attention! Players names should be the same in DrA and Your file.

What about other kinds of draughts games?

Everything is in progress. At the beginning of 2019 you will see similar possibilities for other major draughts games.

What about the games database?

This will be the next step. Next year (2019) we will see new image and new features of players database including basic features to see games with some filters available.

Jacek Pawlicki
Szczecin, October 24th, 2018